























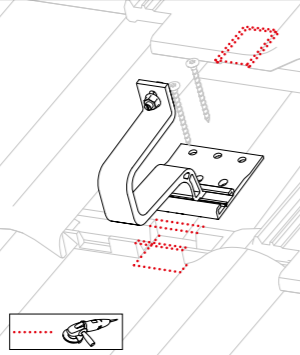
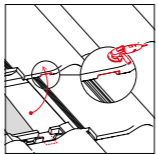
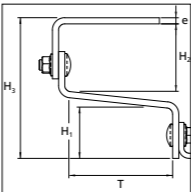




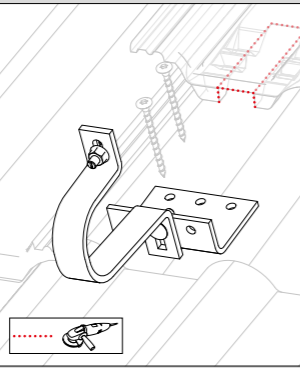






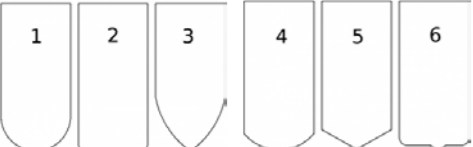





Matrix clay and concrete roofing tiles:
Compatible roof hooks

	Identifying feature	Processing	Notes	Types tiles / roof stones	SingleHook 3S/4S SingleHook 3S long	SolidHook 3S+/4S+	SingleHook 2	SingleHook 1.1	SingleHook Alpin Metal roof plate or metal replacement tile required!	SingleHook FlatTile Metal replacement tile 2004282/2004440 required!	SingleHook Vario	SolidHook pantile	SolidHook Vario 1+2	SolidHook Flat Tile (plain tile single roofing)	SolidHook slate
Illustrations roof hooks					 2003215 / 2003144 / 2004222	 2002390 / 2002402	 2003175	 2001928	 2003155	 2004416	 2002651	 1000001 / 1000096 1001508 / 1000653 / 1000764	 1000125 / 1000107	 1000214	 1000373
Rail system					 SingleRail	 SolidRail	 SingleRail	 SingleRail	 SingleRail	 SingleRail	 SingleRail	 SolidRail	 SolidRail	 SolidRail	 SolidRail
 Clay roof tile 	<ul style="list-style-type: none">• Always 2 watercourses (left + top)• Rounded front edge, sharp-edged• Distance between battens very different and variable 		<p>Processing of the tiles at the lower and upper edge is always necessary.</p> 		●	●	○	●	●	○	●	●	●	○	○
					●	●	○	●	●	○	●	●	●	○	○
 Concrete roof tile 	<ul style="list-style-type: none">• Only a lateral watercourse• Visible concrete structure on the front side• Usually approx. 30 cm wide and approx. 42 cm long• L_A = Distance between battens approx. 31.5 - 34.5 cm 		<p>Processing of the tiles at the lower edge is always necessary - except when using the SingleHook 2 on flat concrete block</p> 		○	○	●	○	○	○	●	●	●	○	○
					●	●	○	●	●	○	●	●	●	○	○
 Plain tiles 	<ul style="list-style-type: none">• Scaled optics• Same dimensions (approx. 18 × 38 cm) 		Distance between battens: approx. 15 - 17 cm		○	○	○	○	○	●	○	○	○	●	○